



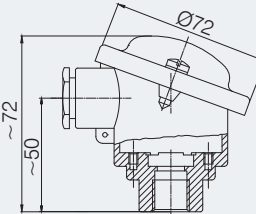
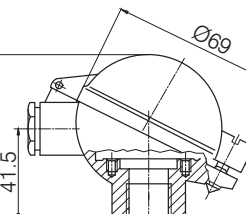
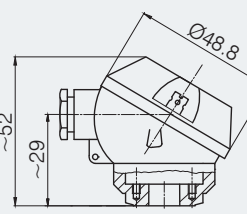
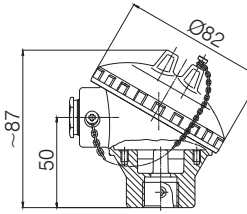




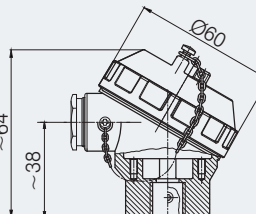
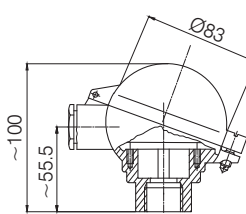
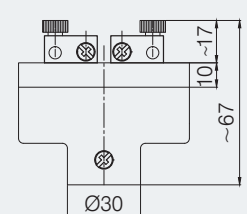
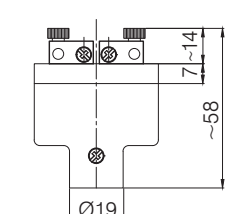






TAB. A GŁOWICE

TYP	B	NA	MA	G1
MATERIAŁ	Aluminium	Aluminium	Aluminium	Aluminium
GŁOWICA				
WYMIARY				
TYP	G2	DA	TL	TS
MATERIAŁ	Aluminium	Aluminium	Aluminium	Aluminium
GŁOWICA				
WYMIARY				
TYP	SEG	KNN	DANAW	DANA
MATERIAŁ	Stal nierdzewna gatunek: 316	Tworzywo sztuczne	Aluminium	Aluminium
GŁOWICA				
WYMIARY	