

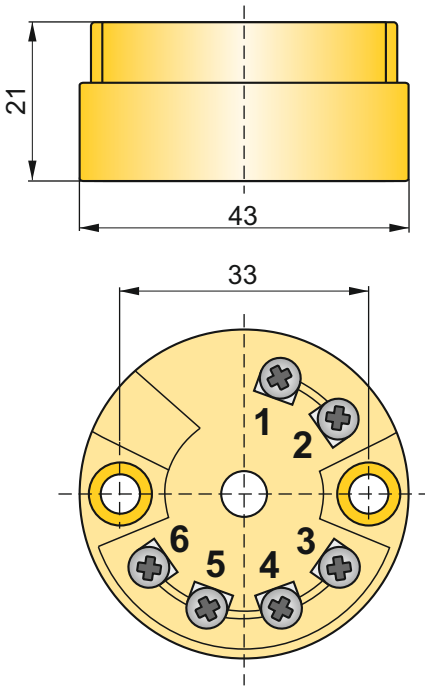
Head-mounted temperature transmitter ATX-2



- ✓ Sensor type: Pt100, Pt500, Pt1000, Ni100
- ✓ Thermoresistance line compensation
- ✓ Output signal 4...20mA
- ✓ ATEX certificate (Ex) II 1G Ex ia IIC T6
- ✓ Head-mounting system.

Application and function

The temperature transmitters are applicable to converting resistance of temperature sensor to standard current signal 4...20mA. Most of parameters such as: sensor type, input signal, measuring range, may be adapted by user for specific requirements of his measuring system. User define type of sensor, measuring range in the order, the transmitter are programmed with required parameters and their values are printed on serial number label. Transmitter for head mounting.

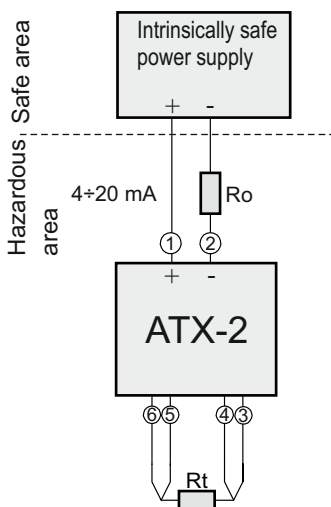


Technical data

Input signal	Pt,Ni
Min.measuring range	10°C
Output signal	4-20mA
Power supply	8...30VDC
Load resistance	$R_d[k\Omega] < (U_z - 8V) / 22mA$
Alarm signal	21mA or 3,5mA
Accuracy for $\Delta R > 20\Omega$	$\pm 0,2\%$
Thermal error	$\pm 0,05\% / 10^\circ C$
Ambient temperature	-40...+85°C
Accuracy:	

PT100: -100÷200°C	±0,2°C	PT1000: -100÷200°C	±0,2°C
PT100: -200÷850°C	±0,4°C	PT1000: -100÷250°C	±0,4°C
PT500: -100÷200°C	±0,2°C	Ni100: -60÷250°C	±0,2°C

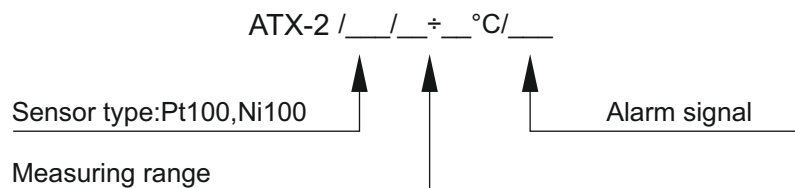
Electrical diagrams



Input parameters

Input terminals 3, 4, 5, 6:
 $U_o = 9,6V$, $I_o = 4,5mA$, $P_o = 11mW$,
 $L_o = 4,5mH$ dla IIC; $8,5mH$ dla IIB
 $C_o = 709nF$ dla IIC; $1300nF$ dla IIB
 Supply terminals 1(+), 2(-):
 $U_i = 30V$, $I_i = 100mA$, $P_i = 750mW$, $L_i \sim 0$, $C_i \sim 0$

Ordering procedure



Example: temperature transmitter ATX-2, sensor type Pt100, measuring range 0...100°C, alarm signal 23mA.

ATX-2/Pt100/0...100°C/23mA