

Head-mounted temperature transmitter type AT-2



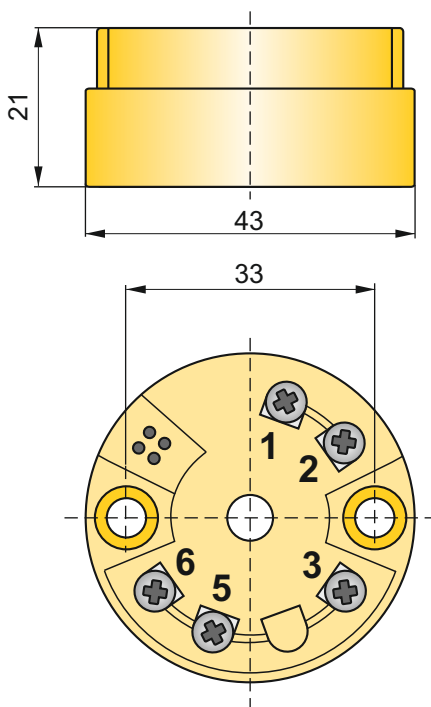
- ✓ Sensor type PT100 or Ni100
- ✓ Thermoresistance line compensation (3 wires line)
- ✓ Output signal 4...20mA
- ✓ Head- mounting system.

Application and function

The temperature economical transmitter AT-2 is applicable to converting resistance of temperature sensor to standard current signal 4...20mA. Most of parameters such as: sensor type, input signal, measuring range may be adapted by user for specific requirements of his measuring system.

User define type of sensor, measuring range in the order, the transmitter are programmed with required parameters and their values are printed on serial number label.

Transmitter for head mounting.

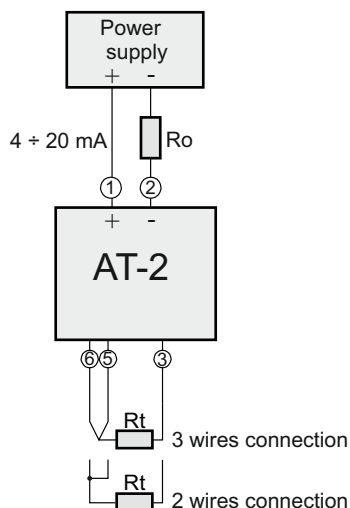


Technical data

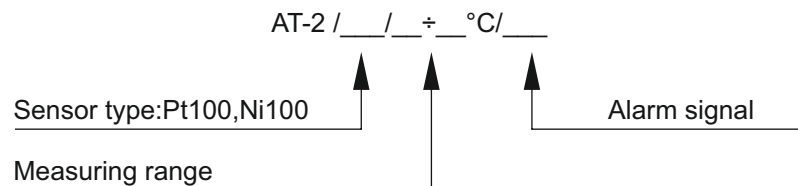
Input signal	Pt 100
Limit process	20Ω <R<380Ω
Min. measuring range	25°C
Output signal	4 – 20 mA
Power supply	7,5...30V DC
Load resistance	$R_d[k\Omega] < (U_z - 7,5V)/22mA$
Alarm signal	22mA or 3,6mA
Accuracy for ΔR>20Ω	± 0,1%
Thermal error	± 0,1% / 10°C
Ambient temperature	-40...+85°C
Error due to supply voltage changes	±0,01%/V

Note: for spans smaller than 75°C, the only permissible start values are: -40°C, -20°C, 0°C, +20°C and +40°C.

Electrical diagrams



Ordering procedure.



Example: temperature transmitter AT-2, sensor type Pt100, measuring range 0...100°C, alarm signal 22mA.

AT-2/Pt100/ 0...100°C/22mA